


FE54-18X (N) Transparent

High Efficiency Low LID and Bifacial cell with Half-cut Technology

Big Size Cell 182*91 mm Monocrystalline

415W / 420W
425W / 430W / 435W



- ◆ **Module Efficiency : 22.3%**
- ◆ **No.of Cells:**
108 (6 x 18)
- ◆ **Weight:**
21.0kg
- ◆ **Dimensions:**
1724±2mm × 1134±2mm × 30mm



ZERO LID (Light Induced Degradation)

N-type solar cell has NO LID naturally which can increase power generation.



10-30% Additional Power Generation

10-30% additional power generation comparing with conventional P-type module

EL

Microcrack resistant high performance transparent backsheets structure enhance reliability, triple EL tested of high quality control.



Lower LCOE
Higher bifaciality 80%±5%, higher power output and lower BOS cost. Higher power output even under low-light environment



Enhanced Mechanical Load
Certified to withstand: wind load (2400 Pascal) and snow load (5400 pascal).



Better Temperature Coefficient
Higher power generation under normal working conditions

15 Ys

Products Warranty

30 Ys

Warranty on power output

5W

Positive tolerance 0/+5W guaranteed

PID

PID Resistant

Comprehensive and first-rate certification system

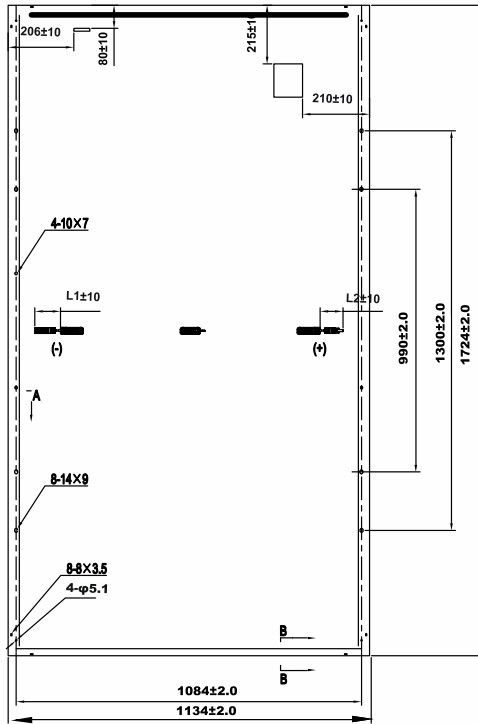
IEC61215: 2016, IEC61730: 2016 Latest Standard ISO14001 and ISO45001, meeting the highest international standards Strict quality control



FE54-18X (N) Transparent

415W/420W/425W/430W/435W

Engineering Drawing



Electrical Characteristics

Module	FE54-18X (N)				
Maximum Power at STC (Pmax)	415W	420W	425W	430W	435W
Open-Circuit Voltage (Voc)	38.0V	38.1V	38.2V	38.3V	38.4V
Short-Circuit Current (Isc)	13.99A	14.07A	14.15A	14.23A	14.31A
Optimum Operating Voltage (Vmp)	31.3V	31.5V	31.7V	31.9V	32.0V
Optimum Operating Current (Imp)	13.26A	13.34A	13.42A	13.50A	13.60A
Module Efficiency	21.23%	21.48%	21.74%	21.99%	22.3%
Power Tolerance	0 ~ +5W				
Maximum Series Voltage	1500V DC (IEC)				
Maximum Series Fuse Rating	25A				
Operating Temperature	-40°C to +85°C				

*STC: Irradiance 1000W/m², module temperature 25, AM=1.5
Optional Black frame or white frame module according to customer requirements

NMOT

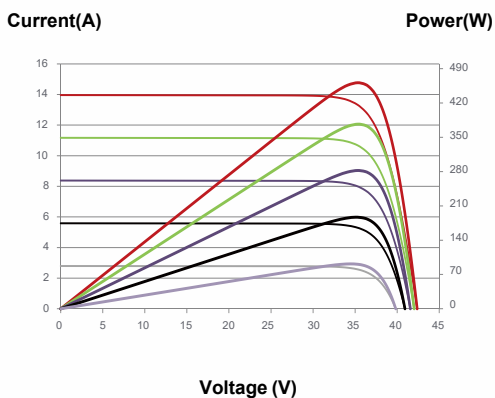
Module	FE54-18X (N) (Bifaciality 80±5%)				
Maximum Power	315W	319W	323W	327W	331W
Open-Circuit Voltage (Voc)	36.5V	36.6V	36.7V	36.8V	36.9V
Short-Circuit Current (Isc)	11.28A	11.34A	11.40A	11.47A	11.53A
Optimum Operating Voltage (Vmp)	30.0V	30.2V	30.4V	30.7V	30.9V
Optimum Operating Current (Imp)	10.50A	10.56A	10.62A	10.65A	10.71A
Power Tolerance	45°C±2				

*NMOT: Irradiance 800W/m², ambient temperature 20°C, wind speed 1m/s

Mechanical Characteristics

Solar Cells	Monocrystalline 182 x 91 mm
No. of Cells	108 (6x18)
Dimensions	1724±2mm × 1134±2mm × 30mm
Weight	21.0 kg
Front Glass	High transmission tempered glass; thickness; 3.2mm
Frame	Anodized aluminium alloy
Junction Box	IP68
Cable	4mm ² (IEC) Length(+)-400mm (-)200mm/length can be customized
Connectors	Original MC4
Packaging Configuration	36pcs / box, 936pcs / 40'HQ Container

I-V Curves



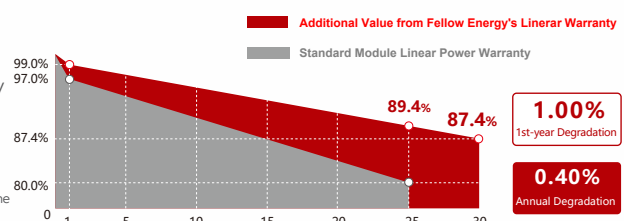
Temperature Characteristics

Temperature Coefficient of Pmax	γ (Pm)	-0.31%/°C
Temperature Coefficient of Voc	β (Voc)	-0.25%/°C
Temperature Coefficient of Isc	α (Isc)	+0.46%/°C

Warranty

15 Ys Products Warranty
30 Ys Warranty on power output

Specific information is referred to the product quality guarantee



The module recycling should be carried out by the professional institutions at the end of module life cycle